

SUSTAINABLE FLAT ROOF WATERPROOFING

 **IKO** roofing
BITUMINOUS MEMBRANES





Full-range supplier of roofing, waterproofing and insulation systems

2	IKO
3-4	IKO flat roofs
5	IKO roofs are ...
6	IKO energy roofs
7	IKO utility roofs
8	IKO green roofs
9-10	IKO made-to-measure roofs
11-12	IKO underlayers
13	IKO vapour barriers
14	IKO waterproofing for bridges and infrastructure
15	IKO likes to make your life simple
16	IKO suitable for flame-free installation
17-22	IKO roof structures

Family business

IKO is a pioneering producer of roofing, insulation and waterproofing solutions. With over 30 factories worldwide and 4,500 employees, IKO has earned a global place in this market segment. Not only that, as a family business, IKO also stands out with its short communication lines and fast decision-making which make it an extremely versatile and expeditious company.

Operating worldwide

Our products are shipped from the high-tech bitumen factory in Antwerp to over 70 countries. Sweden, Finland, Iceland, the Emirates, Madagascar, Morocco, ... we are familiar with every climate. Our waterproofing and insulation systems are also used worldwide in all kinds of new building and renovation projects.


100 years of experience

We have been leading the market for over 100 years now. IKO has had a ready-made solution for both industrial and private buildings since 1911. Besides the production of bitumen roofing sheets, IKO also produces high-quality PIR insulation, liquid waterproofing and waterproofing accessories such as primers and glues.

Innovative full systems

The European headquarters and R&D centre of the IKO group are both located in Antwerp, Belgium. At IKO it is our mission to develop durable, energy-efficient and ecologically responsible products. Using our knowledge and experience in roofing, insulation and liquid waterproofing, we develop and produce new products. When combined, they are full system solutions for many projects in the building industry.

Hence our motto: **IKO Pushing Limits**



IKO FLAT ROOFS



IKO energy roofs

An energy roof is not only a roof that helps you to reduce your energy consumption, it can also be used to generate energy. Thanks to the perfect IKO roofing membrane you can maximise your yield from solar panels and other technical installations on the roof. IKO energy roofs have important benefits if you favour sustainable projects.

IKO utility roofs

A utility roof is the perfect way to create additional living space. The IKO range offers the ideal membranes to stand up to intensive usage. Thanks to extremely strong and attractively finished roof membranes, nothing prevents you from accomplishing your building projects.

IKO green roofs

A green roof helps you to boost the sustainability of your company and the environment. Furthermore, green roofs look gorgeous in every season. IKO has in its product range root resistant membranes that suit different installation techniques and which may be applied under every type of green roof. Bituminous IKO roofs offer the safest waterproofing solution under a garden roof.

IKO made-to-measure roofs

IKO has a roof system for every kind of flat roof. The different layers from the IKO product range can be perfectly combined, together with insulation, to achieve the perfect solution for every roof. No compromises are required and thanks to the many possibilities offered by the IKO range, you can waterproof your roof exactly as you wish.

CAP SHEET



IKO carrara

IKO segura

IKO carbon

IKO pantera

IKO summa

IKO roofgarden

IKO powergum

IKO powerflex

IKO gum

Page 6-10

UNDERLAY



IKO base

Page 11-12

INSULATION



IKO enertherm

IKO pro glue

VAPOUR BARRIER



IKO shield

Page 13

IKO pro primer and glue

IKO roofs are ...



IKO roofing | 5



CERTIFIED

IKO flat-roof waterproofing systems installed by an IKO Certified Contractor are additionally protected with the ALL-IN 10-year-certified IKO guarantee. This covers not only the product, but also the roof concept and the work of the IKO Certified Contractor. This means that not only roof damage, but also consequential damage is covered by this fully comprehensive insurance. For more info about the ALL-IN guarantee or the training to become an IKO Certified Contractor, please contact IKO.



RESISTANCE TO EXTERNAL FIRE EXPOSURE

The certified top layers in the IKO range meet the European standards for resistance to burning brand test. Depending on the national regulations, they will pass the Broof T1 or T2 tests. Our premium membranes, such as IKO carrara, IKO carbon and IKO pantera can even meet the 4 European tests, demonstrating their resistance in even the strictest fire tests. The fire resistance of the IKO membranes is achieved with the addition of expandable graphite on the roofing membrane. This graphite is an extremely eco-friendly fire retarder. Thanks to its specific characteristics it blocks the flame, prevents the coating from dripping and restricts smoke development. The fire-retardant effect remains stable throughout the roof's life.



SUITABLE FOR GREYWATER COLLECTION

Using IKO's roof sealing systems, it is possible to collect and reuse water from a flat roof. Indeed, the fact they do not leach means that every IKO bituminous top layer with a mineralised finish is suitable for greywater recuperation. In this regard, we refer to documents from the BBRI (2013) and Tauw (2009) which are available on request from your IKO advisor.



RECYCLABLE

At IKO, recycling is incorporated into the various stages of the production process. Our factory is equipped with the necessary recycling machines that can process bituminous membranes into new raw materials. These are reincorporated during the production of new roofing membranes. The addition of recycled materials during the production process is controlled in such a way that optimal quality is maintained. Recycling and quality go hand in hand.

IKO roofing | 6

IKO ENERGY ROOFS

An energy roof is a roof that reduces energy consumption and on which energy is generated. IKO's white bituminous membranes increase the yield of technical installations and solar panels on a flat roof. Furthermore, they boost the thermal performance of the insulation. Not only that, they also reflect the worst heat during the summer months. IKO energy roofs keep you cool.

IKO securA

IKO securA is a waterproofing membrane composed of elastomer (SBS) bitumen with fire-retardant properties and a polyester-glass combination reinforcement. The upper surface is finished with white titanium dioxide granulate (SRI 82) and the lower surface consists of self-adhesive bitumen. This top layer can be applied in a single- or multi-ply system.

Benefits:

- ▶ Fire-safe membrane – Broof T1
- ▶ Safety overlap for immediate sealing and protection of insulation
- ▶ Self-adhesive membrane for fast and easy installation
- ▶ Excellent dimensional stability
- ▶ IKO carrara finish
- ▶ Insurance-backed system solution

IKO carrara

IKO carrara is a waterproofing membrane composed of elastomer (SBS) bitumen with fire-retardant properties and a polyester-glass combination reinforcement. The upper surface is finished with white titanium dioxide granulate (SRI 82) and the lower surface is protected by a thermofusible film. This top layer can be applied in a single- or multi-ply system.

Benefits:

- ▶ Air purifying thanks to titanium dioxide (TiO₂)
- ▶ Boosts thermal performance of insulation
- ▶ Improves efficiency of technical installations and solar panels on flat roofs
- ▶ Cooling and reflective
- ▶ Resistant to burning brand
- ▶ Lifespan > 35 years
- ▶ Insured system solution

CAP SHEETS

Description	Length	Product no.	Approvals / Labels / Norms	Broof	Top finish	Bottom finish	Thickness / Weight			
IKO securA	6 m	01570792	CTG-500 + CTG-503	T1	GRW	SA	4 mm			•
IKO carrara	7.5 m	01562600	ATG 2996	T1-T4	GRW	F	4 mm	•		
IKO carrara	5 m	01567520	CTG-500 + IAB 08/0316	T1-T4	GRW	F	4 mm	•		
IKO carrara F	8 m	01562780	11316-15(TL2)	T1-T2	GRW	F	5.5 kg/m ²	•		
IKO carrara G	5 m	01567525		T1-T3	GRW	F	5 mm	•		
IKO carrara Tecno SN	7.5 m	01562775	TA 0360/97 + SINTEF TA 20385	T1-T2	GRW	F	5.5 kg/m ²	•	•	

Download the technical data sheets of these products via the QR code next to the table





IKO UTILITY ROOFS

A utility roof is the perfect way to create additional living space. Additional outdoor living space increases the quality of life. Given the more intensive use of the roof, an adapted roof covering is required which supports the roof's functionality. The IKO carbon, IKO pantera and the IKO summa are ideal on a roof that is subjected to intensive use.

IKO carbon

IKO carbon is a waterproofing membrane composed of plastomer (APP) bitumen with fire-retardant properties and a polyester-glass combination reinforcement. The upper surface is finished with black granulate and the lower surface is protected by a thermofusible film, always in combination with the TURBO profile. This top layer can be applied in a single- or multi-ply system.

Benefits:

- ▶ Resistant to burning brand - Broof T4
- ▶ Turbo finish, for faster installation
- ▶ Flexible, even at low temperatures
- ▶ Attractive black finish
- ▶ Root resistant variant available
- ▶ Insured system solution

IKO pantera

IKO pantera is a waterproofing membrane composed of elastomer (SBS) bitumen with fire-retardant properties and a polyester-glass combination reinforcement. The upper surface is finished with black granulate and the lower surface is protected by a thermofusible film. This top layer can be applied in a single- or multi-ply system.

Benefits:

- ▶ Resistant to burning brand - Broof T4
- ▶ Strong adhesion, fast installation
- ▶ Flexible at low temperatures
- ▶ Attractive black finish
- ▶ Root resistant variant available
- ▶ Insured system solution

IKO summa

IKO summa is a waterproofing membrane composed of PolyOlefin Elastomer (POE) bitumen with fire-retardant properties and a polyester-glass composite inlay. The upper surface is finished with dark grey crushed slate and the lower surface is protected by a thermofusible film. This top layer can be applied in a single or multi-layer system.

Benefits:

- ▶ Resistant to burning brand - Broof T1
- ▶ Flexible, even at low temperatures
- ▶ Strong adhesion, fast installation
- ▶ Attractive dark grey finish
- ▶ Excellent adhesion crushed slates
- ▶ Insured system solution

CAP SHEETS

Description	Length	Product no.	Approvals / Labels / Norms	Broof	Top finish	Bottom finish	Thickness / Weight	🔧	📄	🌿
IKO carbon	7.5 m	01528534	ATG 2323 + IAB 08/0316	T1-T3	GRB	TURBO	4 mm	•	•	•
IKO carbon	5 m	01528585	ATG 2323 + IAB 08/0316	T1-T3	GRB	TURBO	4 mm	•	•	•
IKO carbon 250	7.5 m	01528531	ATG 2323 + IAB 08/0316 + AT 5.2/18-2636_V1	T1-T4	GRB	TURBO	4 mm	•	•	•
IKO carbon 250	5 m	01528532	ATG 2323 + IAB 08/0316 + AT 5.2/18-2636_V1	T1-T4	GRB	TURBO	4 mm	•	•	•
IKO pantera	7.5 m	01564844	ATG 2996	T1-T4	GRB	F	4 mm	•	•	•
IKO pantera super s	5 m	01566095	CTG-500	T1	AR	F	4.5 mm	•	•	•
IKO roofgarden Pantera	7.5 m	01564854		T1-T4	GRB	F	4 mm	•	•	•
IKO summa	7.5 m	01526899		T1	AD	F	4 mm	•	•	•

Download the technical data sheets of these products via the QR code next to the table



IKO GREEN ROOFS

A green roof adds that extra touch to your home. A green roof is covered with all types of vegetation. Grasses, herbs, succulents or other vegetation are used to give the roof an attractive, green appearance. The colour palette also varies with the season. If you choose a green roof then the roofing membrane must be appropriate to protect both the vegetation and the building.

IKO roofgarden

IKO roofgarden is a waterproofing membrane composed of plastomer (APP) or elastomer (SBS) bitumen with root resistant additives, fire-retardant properties and a polyester-glass combination reinforcement. The upper surface is finished with dark grey mineral slate and the lower surface is protected by a thermofusible film. This top layer can be applied in a single- or multi-ply system.

Benefits:

- ▶ Root resistant
- ▶ Can be applied in a double layer system for maximum security
- ▶ Can be compartmentalised for easy leak detection
- ▶ High puncture resistance offers protection during installation of the garden
- ▶ Insurance-backed system solution

CAP SHEETS

Description	Length	Product no.	Approvals / Labels / Norms	Broof	Top finish	Bottom finish	Thickness / Weight	🔧	📄	🌿
IKO roofgarden 4 APP AD/F	7.5 m	01520321	ATG 3097	T1	AD	F	4 mm	•	•	•
IKO roofgarden 4 APP T/F	7.5 m	01510321	CTG-028 + IAB 08/0316	-	T	F	4 mm	•	•	•
IKO roofgarden 5 APP AD/F G	5 m	01520521		T1	AD	F	5 mm	•	•	•
IKO roofgarden 5 APP AR/F G	5 m	01520581		T1	AR	F	5 mm	•	•	•
IKO roofgarden 4 SBS AD/F	7.5 m	01564121		T1	AD	F	4 mm	•	•	•
IKO roofgarden 4 SBS T/F	7.5 m	01550421		-	T	F	4 mm	•	•	•
IKO roofgarden 4 SBS 250 T/F	7.5 m	01550435		-	T	F	4 mm	•	•	•
IKO roofgarden 5 SBS T/T	7.5 m	01555511		-	T	T	5 mm	•	•	•
IKO roofgarden PRO	5 m	01560321	CTG-500	T1	AD	F	5 mm	•	•	•
IKO roofgarden 4500 SBS AR/F	10 m	01564621		-	AR	F	4.5 kg/m ²	•	•	•

Description	Length	Product no.	Approvals / Labels / Norms	Broof	Top finish	Bottom finish	Thickness / Weight	🔧	📄	🌿
IKO carbon 250	7.5 m	01528531	ATG 2323 + IAB 08/0316 + AT 5.2/18-2636_V1	T1-T4	GRB	TURBO	4 mm	•	•	•
IKO carbon 250	5 m	01528532	ATG 2323 + IAB 08/0316 + AT 5.2/18-2636_V1	T1-T4	GRB	TURBO	4 mm	•	•	•
IKO roofgarden Pantera	7.5 m	01564854		T1-T4	GRB	F	4 mm	•	•	•

Download the technical data sheets of these products via the QR code next to the table



IKO MADE-TO-MEASURE ROOFS

IKO has a made-to-measure solution for every flat roof. All IKO products combine seamlessly with each other to ensure that the flat roof is perfectly waterproof. IKO's bitumen roof covering are the best technology for flat roofs when you want a perfectly watertight and durable roof. For the most common roof structures we refer to the summary at the end of this brochure, or you can compose your own roof using the handy tool on the IKO website.

APP

CAP SHEETS APP

Description	Length	Product no.	Approvals / Labels / Norms	Broof	Top finish	Bottom finish	Thickness / Weight	☑	📄	📱	🔍
IKO powergum 4 AD/F	7.5 m	01526830	ATG 1337	T1	AD	F	4 mm	●	●		
IKO powergum 4 ADX/F	7.5 m	01528521	ATG 2323	T1-T2	AD	F	4 mm	●	●		
IKO powergum 4 ADX/F	5 m	01528525	ATG 2323	T1-T2	AD	F	4 mm	●	●		
IKO powergum 4 AW/F	7.5 m	01529735	ATG 1337	T1	AW	F	4 mm	●	●		
IKO powergum Twin 4 T/F	7.5 m	01513261	ATG 1337	T1	T	F	4 mm	●	●		
IKO powergum 4 T/F	7.5 m	01516831	ATG 1337	T1	T	F	4 mm	●	●		
IKO powergum 5 AD/F G	5 m	01524525		T1	AD	TURBO	5 mm	●	●		
IKO powergum 5 AR/F G	5 m	01520541		T1	AR	TURBO	5 mm	●	●		
IKO powergum 4 T/MMP	7.5 m	01512646	ATG 1337	T1	T	MMP	4 mm	●	●	●	
IKO powergum 4 AD/MMP	7.5 m	01526684	ATG 1337	T1	AD	MMP	4 mm	●	●	●	
IKO powergum Quadra AD	6 m	01528350	ATG 2323	T1	AD	QUADRA	4 mm	●			
IKO powergum Quadra AR	6 m	01527033	ATG 2323	T1	AR	QUADRA	4 mm	●			
IKO powergum 470K24	5 m	01525869	CTG-498 + FM approval	T1	AD	F	3.8 mm	●	●		

IKO gum 4 AR/F	10 m	01525710		-	AR	F	4 mm	●	●		
IKO gum 5 AR/F	7.5 m	01525724		-	AR	F	5 mm	●	●		
IKO gum 3500 T/F	6 m	01511621		-	T	F	3.5 kg/m ²	●	●	●	
IKO gum 3500 T/F	10 m	01513021		-	T	F	3.5 kg/m ²	●	●	●	
IKO gum 4500 T/F	7.5 m	01514575		-	T	F	4.5 kg/m ²	●	●		
IKO gum 4000 AD/F	10 m	01522621		-	AD	F	4 kg/m ²	●	●		
IKO gum 5000 AD/F	7.5 m	01520475		-	AD	F	5 kg/m ²	●	●		
IKO gum 470K24	5 m	01528716	CTG-498 / Walkway	T1	GRR	F	3.6 mm	●	●		

Benefits:

- ▶ Long lifespan > 35 years
- ▶ Extra strong - high penetration resistance
- ▶ Resistance to all kinds of weather conditions
- ▶ Attractive roof finish
- ▶ Ideal for rainwater recovery
- ▶ New building or renovation projects

SBS

CAP SHEETS SBS

Description	Length	Product no.	Approvals / Labels / Norms	Broof	Top finish	Bottom finish	Thickness / Weight	☑	📄	📱	🔍
IKO powerflex 4 AD/F	7.5 m	01564091	ATG 1631	T1	AD	F	4 mm	●	●		
IKO powerflex 4 GRB/F	7.5 m	01564850	ATG 1631	T1	GRB	F	4 mm	●	●		
IKO powerflex 4 GRC/F	7.5 m	01564848	ATG 1631	T1	GRB	F	4 mm	●	●		
IKO powerflex 4 AWB/F	7.5 m	01565616		T1	AW	F	4 mm	●	●		
IKO powerflex 4 ARC/F	7.5 m	01560758		T1	AR	F	4 mm	●	●		
IKO powerflex Tecno	7.5 m	01564821	ATG 1631	T1	AD	F	4 mm	●	●	●	
IKO powerflex Tecno L	10 m	01563005		-	AR	F	5 kg/m ²	●	●	●	
IKO powerflex Mono 3 Stick	6 m	01560830	CTG-499	T1	AD	SA	3 mm				●
IKO powerflex Quadra black	6 m	01560888	CTG-499	T1	GRB	QUADRA	3.8 mm	●			
IKO powerflex Quadra AR	6 m	01560856		-	AR	QUADRA	3.8 mm	●			

IKO powerflex 4 AD/F ICE	8 m	01561744		T2	AD	F	4 mm	●	●		
IKO powerflex 4 T/F ICE	8 m	01550407		-	T	F	4 mm	●	●		
IKO powerflex 6000 T/F	8 m	01556021		-	T	F	6 kg/m ²	●	●		
IKO powerflex 5000 AR/F	7.5 m	01565121		-	AR	F	5 kg/m ²	●	●		
IKO powerflex 5000 T/F	8 m	01555008		-	T	F	5 kg/m ²	●	●		
IKO powerflex 4500 AR/F	10 m	01564521		-	AR	F	4.5 kg/m ²	●	●		
IKO powerflex 4000 AR/F	10 m	01564021		-	AR	F	4 kg/m ²	●	●		
IKO powerflex PF 5000	8 m	01565208		T2	AD	F	5 kg/m ²	●	●		
IKO powerflex PF 5000	5 m	01565205		T2	AD	F	5 kg/m ²	●	●		
IKO powerflex 5000 AD/F N	8 m	01565081	SINTEF TA 20090	T2	AD	F	5 kg/m ²	●	●		
IKO powerflex 5000 AD/F F	8 m	01561851	11316-15(TL2)	T2	AD	F	5 kg/m ²	●	●		
IKO powerflex 5500 AD/F SN	7.5 m	01565563	TA 0360/97 + SINTEF TA 20385	T2	AD	F	5.5 kg/m ²	●	●	●	
IKO powerflex 5500 AD/F S	7.5 m	01565572	TA 0360/97	T2	AD	F	5.5 kg/m ²	●	●	●	
IKO powerflex 5500 AR/F S	7.5 m	01565583	TA 0360/97	T2	AR	F	5.5 kg/m ²	●	●	●	
IKO powerflex 4000 AD/T EU	10 m	01566632		T2	AD	T	4 kg/m ²	●	●		

IKO powerflex Mono 3 MB	6 m	01564085	CTG-499 + IAB 08/0316 + FM Approval	T1-T4	AD	F	3.2 mm				●
-------------------------	-----	----------	-------------------------------------	-------	----	---	--------	--	--	--	---

Download the technical data sheets of these products via the QR code next to the table





SELF ADHESIVE

Description	Length	Product no.	Approvals / Labels / Norms	Top finish	Bottom finish	Thickness / Weight	
IKO base Quadra F/SA	10 m	01570741	Vapour-pressure release	F	SA	2.5 mm	●
IKO base Quadra T/SA	10 m	01570710	Vapour-pressure release	T	SA	2.5 mm	●
IKO base Quadra V T/SA	10 m	01250710	Vapour-pressure release	T	SA	2.5 mm	●
IKO base Stick T/SA	15 m x 1.08 m	01570711	-	T	SA	2.5 mm	●
IKO base Stick SBS F/SA	10 m	01570791	-	F	SA	2.8 mm	●
IKO base Stick SBS PF 3500	7 m	01570201	-	Fine black mineral	SA	3.5 kg/m ²	●
IKO base Stick universeel	10 m	01252121	-	F	SA	2 mm	●
IKO base Stick univers	10 m x 25 cm	01290625	-	F	SA	2 mm	●
IKO base Stick univers	10 m x 33 cm	01290633	-	F	SA	2 mm	●
IKO base Stick univers	10 m x 50 cm	01290650	-	F	SA	2 mm	●

FLAME-TORCHED

Description	Length	Product no.	Approvals / Labels / Norms	Top finish	Bottom finish	Thickness / Weight		
IKO base Turbo T/F	10 m	01533312	-	T	TURBO	3 mm	●	●
IKO base Turbo T/F	5 m	01512045	-	T	TURBO	3 mm	●	●
IKO base Quadra T/F	7.5 m	01514013	-	T	QUADRA	3 mm	●	
IKO base V3 APP T/F FM	10 m	01212621	FM approval	T	F	3 mm	●	●
IKO base V3 T/F	10 m	01212312	BENOR	T	F	3 mm	●	●
IKO base V3 TT/F	10 m	01212090	BENOR	T	F	3 mm	●	●
IKO base V3 F/F	10 m	01212000	BENOR	F	F	3 mm	●	●
IKO base V4 T/F	10 m	01212412	BENOR	T	F	4 mm	●	●

MECHANICALLY FIXED FLAME-TORCHED

Description	Length	Product no.	Approvals / Labels / Norms	Top finish	Bottom finish	Thickness / Weight			
IKO base P3 T/F	10 m	01533021	BENOR	T	F	3 mm	●	●	●
IKO base P3 F/F	10 m	01531200	BENOR	F	F	3 mm	●	●	●
IKO base P4 T/F	10 m	01534012	BENOR	T	F	4 mm	●	●	●
IKO base PF 3500 ox	10 m	01531035		Fine black mineral	F	3.5 kg/m ²	●	●	●
IKO base PF 3500 ox	7 m	01530735		Fine black mineral	F	3.5 kg/m ²	●	●	●
IKO base Tecno F/T	10 m	01511041		F	T	2.6 mm	●	●	●
IKO base 460P60 EU	12 m	01510012		F	FL	2.2 mm		●	●
IKO base Tecno APP F/FL	10 m	01511010	FM approval	F	FL	2.5 mm		●	●
IKO base 360P60	12 m	01554011		F	FL	2 mm		●	●
IKO base P3 SBS T/F	8 m	01554121	-	T	F	3 mm	●	●	●
IKO base P4 SBS T/F	8 m	01551008	-	T	F	4 mm	●	●	●
IKO base P3000 SBS T/F	10 m	01553121	-	T	F	3 kg/m ²	●	●	●
IKO base P3000 SBS F/F	10 m	01552100		F	F	3 kg/m ²	●	●	●
IKO base P3000 SBS T/F N	10 m	01553021	SINTEF TA 20090	T	F	3 kg/m ²	●	●	●
IKO base P3000 SBS T/F NF	10 m	01553041	11316-15(TL2) + SINTEF TA 20090	T	F	3 kg/m ²	●	●	●
IKO base P3200 SBS T/F	10 m	01550921		T	F	3.2 kg/m ²	●	●	●
IKO base P4000 SBS T/F F	8 m	01554021	11316-15(TL2)	T	F	4 kg/m ²	●	●	●
IKO base PF 3500 SBS	10 m	01551035		Fine black mineral	F	3.5 kg/m ²	●	●	●
IKO base PF 3500 SBS	7 m	01550735		Fine black mineral	F	3.5 kg/m ²	●	●	●

COLD-GLUED HOT-GLUED WITH BITUMEN

Description	Length	Product no.	Approvals / Labels / Norms	Top finish	Bottom finish	Thickness / Weight				
IKO base P3200 SBS F/T	10 m	01550912		F	T	3.2 kg/m ²	●	●	●	●
IKO base P3000 SBS T/T NF	10 m	01553111	11316-15(TL2) + SINTEF TA 20090	T	T	3 kg/m ²	●	●	●	●
IKO base P2700 SBS T/T	16 m	01552711		T	T	2.7 kg/m ²	●	●	●	●
IKO base P3 F/T	10 m	01533012	BENOR	F	T	3 mm	●	●	●	●
IKO base P3 T/T	10 m	01533011	BENOR	T	T	3 mm	●	●	●	●
IKO base V3 F/T	10 m	01212321	BENOR	F	T	3 mm	●	●	●	●
IKO base V3 T/T	10 m	01211311	BENOR	T	T	3 mm	●	●	●	●
IKO base V15 T/T	20 m	01121720		T	T	1.5 mm	●	●	●	●

Download the technical data sheets of these products via the QR code next to the table





IKO shield

IKO shield is a vapour barrier (indoor climate class IV) composed of polymer bitumen and an ALU-glassfleece combination reinforcement. The upper surface of this underlay is finished with sand and the lower surface is protected by a thermofusible film.

IKO shield SA

IKO shield SA is a vapour barrier composed of elastomer (SBS) bitumen and a HDPE-Foil glass-fleece or polyester-glass combination reinforcement. The upper surface is finished with ALU foil and a self-adhesive lower surface.

Benefits:

- ▶ Suitable as vapour barrier for indoor climate class IV
- ▶ Suitable for walking
- ▶ Quick and easy installation
- ▶ Does not influence the building's functionality

Description	Length	Product no.	Approvals / Labels / Norms	Top finish	Bottom finish	Thickness / Weight				
IKO shield ALU/SA	50 m x 1.08 m	01570256	Class I - IV	ALU	SA	0.25 mm		•	•	•
IKO shield PLUS ALU/SA	25 m x 1.08 m	01570156	Class I - IV	ALU	SA	0.6 mm		•	•	•
IKO shield PRO ALU/SA	20 m	01570356	Class I - IV	ALU	SA	1.8 mm		•	•	•
IKO shield ALU3 T/F	10 m	01610814	Class I - IV, BENOR	T	F	3 mm	•	•		
IKO shield ALU4 T/F	5 m	01610818	Class I - IV	T	F	4 mm	•	•		

IKO base Stick T/SA	15 m x 1.08 m	01570711	Class I - III	T	SA	2.5 mm		•	•	•
IKO base P3 T/F	10 m	01533021	Class I - III, BENOR	T	F	3 mm	•	•	•	
IKO base V3 T/F	10 m	01212312	Class I - III, BENOR	T	F	3 mm	•	•		



Download the technical data sheets of these products via the QR code next to the table

The building's **indoor climate class** is determined based on the vapour pressure inside the building; this pressure is influenced in particular by the moisture production inside the building. There are four indoor climate classes.

	Class I: Buildings with little to no permanent moisture production (Warehouses for dry goods, showrooms, garages, workshops, ...)
	Class II: Buildings with limited moisture production per m³ and with good ventilation (Schools, shops, sports halls, ...)
	Class III: Buildings with substantial moisture production per m³ and with moderate to sufficient ventilation (Hospitals, restaurants, buildings with little air-conditioning, ...)
	Class IV: Buildings with high moisture production (Swimming pools, laundries, printing establishments, buildings with much air-conditioning, ...)

It is recommended to **ALWAYS** use vapour barriers for indoor climate class III or IV. For vapour barriers of class III or lower, products from the IKO base range are suitable. Consult your IKO specialist for further specification details.

IKO polybridge is a waterproofing membrane composed of plastomer (APP) bitumen and a polyester-glass fibre composite reinforcement. The upper surface is finished with talc and the lower surface is covered with a thermofusible film. IKO polybridge, when combined with protection consisting of mastic asphalt or road asphalt, offers an adequate solution for car park roofs, bridge decks and tunnels with a bonded waterproofing system that can be operational immediately after installation.

IKO barrier membranes range contains bituminous membranes which form an efficient Radon gas protection (Radon barrier) or protect buildings from underground water (Hydro barrier). The range also includes strips to apply into walls to defer capillary moisture.

The membranes consist of an elastomeric bitumen (SBS) of 3 mm or 4 mm thick with reinforcement of polyester/glass-combination 180 g/m². These sealing layers have a sand finishing on the top-side and a torch-away film on the welding strip for fast and easy installation. The underside of these membranes is finished with a torch-away film.

IKO WATERPROOFING FOR BRIDGES

Description	Length	Product no.	Approvals / Labels / Norms	Top finish	Bottom finish	Thickness / Weight				
IKO polybridge 4 T/F	11 m	01516911	ATG 2936	T	F	4 mm		•	•	
IKO polybridge 5 T/F	10 m	01516915	ATG 2936	T	F	5 mm		•	•	

IKO WATERPROOFING FOR INFRASTRUCTURE

Description	Length	Product no.	Approvals / Labels / Norms	Top finish	Bottom finish	Thickness / Weight				
IKO radon Barrier T/F	10 m	01553031	Radon report 4P03183	T	F	3 kg/m²	•	•		
IKO hydro Barrier 4 180 T/F	10 m	01550635		T	F	4 mm	•	•		
IKO hydro Barrier 4 250 T/F	10 m	01551635		T	F	4 mm	•	•		
IKO hydro Barrier 5 250 T/F	7.5 m	01551835		T	F	5 mm	•	•		
IKO hydro Barrier	20 m	01121701		T	T	1.8 mm	•	•	•	

IKO hydro Barrier Strip												
Width	0.60 m	0.50 m	0.40 m	0.36 m	0.30 m	0.28 m	0.20 m	0.18 m	0.15 m	0.14 m	0.10 m	0.09 m
Product no.	01196000	01195000	01194000	01193600	01193000	01192800	01192000	01191800	01191500	01191400	01191000	01190900
Thickness	1.8 mm											
Length	20 m											
Top finish	T											
Bottom finish	T											

Download the technical data sheets of these products via the QR code next to the table






IKO bituminous membranes are suitable for every kind of flat roof. Our expertise lies in making roofs waterproof, but perfect waterproofing requires more than just a high-quality bituminous membrane. The roofer plays an essential role in waterproofing the roof. Over the years, IKO has listened carefully to its customers and has integrated their needs in solutions that are literally ready to roll.



TURBO STUDS

Rapid weld roll

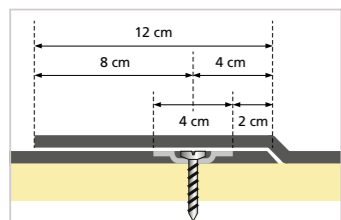
IKO membranes with TURBO stud finish increase the flame contact by at least 15%, speeding up installation of the roll compared to traditional rolls with a smooth underside. This membrane saves on installation time and gas consumption, not to mention ensuring excellent adhesion.



QUADRA

Vapour-pressure-distributing roll

The IKO membranes with an underside covered in bitumen squares are called IKO QUADRA. These membranes have an integrated vapour diffusion system. This prevents bubbles forming in the roof on damp and/or non-gastight surfaces. The chequered pattern creates the ideal ratio between wind resistance and vapour-pressure release. A further benefit is that it is more rapidly applied when renovating.



TECNO

Roll for mechanical attachment


IKO rolls for mechanical attachment are almost always finished with a wide 12 cm overlap for added strength and safety in the welded seal.



SAFETY OVERLAP

The IKO secura membrane is fitted with a unique, semi self-adhesive safety overlap of 10 cm. This safety overlap ensures immediate sealing and protection of the underlying insulation. The non-adhesive part of the overlap can be torched by flame or heat welded. The ideal solution if a flame-free system is required.

Besides the traditional flame welding of bitumen membranes, there are also many other ways to make a flat roof perfectly waterproof. When blowtorches are banned from the roof, roofers can apply the bitumen entirely without flame, using self-adhesive membranes, cold gluing or mechanically fixed systems. IKO offers the appropriate membrane or system for every one of these solutions. The overlaps in IKO roofing rolls can be welded with hot air or using an 'encapsulated flame'.



IKO SECURA SYSTEM

The IKO secura waterproofing system with Carrara technology is a single-ply, bitumen-based, self-adhesive waterproofing system for flat roofs. It is a high-quality, sturdy and thick (4 mm) bituminous membrane with a safety overlap for the immediate sealing and protection of the insulation. This allows the overlap to be heat-welded, whereby the installation of this system can be carried out without requiring a flame.



COLD-GLUE SYSTEMS

Cold gluing is another way of waterproofing the flat roof without the use of a blowtorch. The gluing of roofing sheets can be achieved quickly and safely. IKO's range includes top layers and underlay that can be glued. Also, in the IKO pro range, IKO has developed cold gluing to allow the continued and perfect compatibility between the membrane and glue. The overlaps can be either torched or heat welded.



MECHANICALLY ATTACHED SYSTEMS

When using mechanical application methods, the roofing is fixed with screws and washers. You can choose between a partial mechanical or full mechanical fixing. Another benefit in a system of mechanically fixed roof is that the roof elements can be easily separated when demolished later. The IKO membranes labelled TECNO are especially designed for mechanical fixing. They have an extra-wide overlap of 12 cm for an extra-strong and secure welded seam. The overlap can be either torched or heat welded.



SELF-ADHESIVE UNDERLAY AND VAPOUR BARRIERS

Self-adhesive underlay and vapour barriers are standard in the IKO range. These are the IKO base and IKO shield membranes with reference to Stick and/or SA in the name. The underside of the self-adhesive rolls is protected with a light-grey release film. This film is easily removed during installation, whereby the membrane immediately sticks to the surface below. Installation of self-adhesive membranes is quick and allows work to progress very efficiently.

IKO roof structures

- NEW BUILD
- CONCRETE
- BONDED SYSTEM


- NEW BUILD
- CONCRETE
- LOOSE-LAID AND BALLASTED SYSTEM

- NEW BUILD
- CONCRETE
- GREEN ROOF

- NEW BUILD
- WOOD
- BONDED SYSTEM

- NEW BUILD
- WOOD
- MECHANICALLY FASTENED INSULATION

- NEW BUILD
- WOOD
- SINGLE-PLY COLD BONDED



CAP SHEET
 IKO carrara
 IKO carbon
 IKO pantera
 IKO powergum
 IKO powerflex
 IKO summa


FASTENING OF CAP SHEET
 Fully bonded by torching

CAP SHEET
 IKO carrara + ballast
 IKO carbon + ballast
 IKO pantera + ballast
 IKO powergum + ballast
 IKO powerflex + ballast
 IKO summa + ballast

FASTENING OF CAP SHEET
 Fully bonded by torching

CAP SHEET
 IKO carbon 250
 IKO roofgarden

FASTENING OF CAP SHEET
 Fully bonded by torching



CAP SHEET
 IKO carrara
 IKO carbon
 IKO pantera
 IKO powergum
 IKO powerflex
 IKO summa

FASTENING OF CAP SHEET
 Fully bonded by torching

CAP SHEET
 IKO carrara
 IKO carbon
 IKO pantera
 IKO powergum
 IKO powerflex
 IKO summa

FASTENING OF CAP SHEET
 Fully bonded by torching

CAP SHEET
 IKO powergum 4 T/MMP
 IKO powergum 4 AD/MMP

FASTENING OF CAP SHEET
 Fully bonded with cold adhesive IKO pro

UNDERLAY
 A: IKO base Quadra T/SA
 A: IKO base Quadra F/SA
 B: IKO base Quadra T/F at temp. < 5°C

FASTENING OF UNDERLAY
 A: Pull away release foil + press
 B: Partially welded at temp. < 5°C

UNDERLAY
 IKO base P3 F/T

FASTENING OF UNDERLAY
 Loosely laid

UNDERLAY
 A: IKO base Quadra T/SA
 A: IKO base Quadra F/SA
 B: IKO base Quadra T/F at temp. < 5°C

FASTENING OF UNDERLAY
 A: Pull away release foil + press
 B: Partially welded at temp. < 5°C

UNDERLAY
 A: IKO base Quadra T/SA
 A: IKO base Quadra F/SA
 B: IKO base Quadra T/F at temp. < 5°C

FASTENING OF UNDERLAY
 A: Pull away release foil + press
 B: Partially welded at temp. < 5°C

UNDERLAY
 A: IKO base Quadra T/SA
 A: IKO base Quadra F/SA
 B: IKO base Quadra T/F at temp. < 5°C

FASTENING OF UNDERLAY
 A: Pull away release foil + press
 B: Partially welded at temp. < 5°C

UNDERLAY
 N/A

FASTENING OF UNDERLAY
 N/A

INSULATION
 IKO enertherm ALU
 IKO enertherm BGF at temp. < 5°C

FASTENING OF INSULATION
 Partially bonded with IKO pro PU adhesive

INSULATION
 IKO enertherm ALU

FASTENING OF INSULATION
 Loosely laid

INSULATION
 IKO enertherm ALU
 IKO enertherm BGF at temp. < 5°C

FASTENING OF INSULATION
 Partially bonded with IKO pro PU adhesive

INSULATION
 IKO enertherm ALU
 IKO enertherm BGF at temp. < 5°C

FASTENING OF INSULATION
 Partially bonded with IKO pro PU adhesive

INSULATION
 IKO enertherm ALU
 IKO enertherm BGF at temp. < 5°C

FASTENING OF INSULATION
 Mechanically fastened using IKO fix EDS-S, small round plates

INSULATION
 IKO enertherm MG

FASTENING OF INSULATION
 Partially bonded with IKO pro PU adhesive

VAPOUR BARRIER
 IKO shield ALU 3 T/F
 IKO shield ALU 4 T/F

FASTENING OF VAPOUR BARRIER
 Fully bonded by torching

VAPOUR BARRIER
 IKO shield ALU 3 T/F
 IKO shield ALU 4 T/F

FASTENING OF VAPOUR BARRIER
 Loosely laid

VAPOUR BARRIER
 IKO shield ALU 3 T/F
 IKO shield ALU 4 T/F

FASTENING OF VAPOUR BARRIER
 Fully bonded by torching

VAPOUR BARRIER
 IKO shield PRO ALU/SA

FASTENING OF VAPOUR BARRIER
 Pull away release foil + press

VAPOUR BARRIER
 IKO base Stick T/SA

FASTENING OF VAPOUR BARRIER
 Pull away release foil + press

VAPOUR BARRIER
 IKO shield PRO ALU/SA

FASTENING OF VAPOUR BARRIER
 Pull away release foil + press

SUBSTRATE
 Concrete + IKO pro Quickprimer
 or IKO pro ECO primer

SUBSTRATE
 Concrete

SUBSTRATE
 Concrete + IKO pro Quickprimer
 or IKO pro ECO primer

SUBSTRATE
 Wood + IKO pro SA primer

SUBSTRATE
 Wood + IKO pro SA primer

SUBSTRATE
 Wood + IKO pro SA primer

IKO pro Sprayfast or IKO pro PU glue can also be used for bonding the insulation boards.

N/A = not applicable

IKO pro Sprayfast or IKO pro PU glue can also be used for bonding the insulation boards.

N/A = not applicable

IKO roof structures

- NEW BUILD
- STEELDECK
- BONDED SYSTEM






- NEW BUILD
- STEELDECK
- MECHANICALLY FASTENED INSULATION

- NEW BUILD
- STEELDECK
- MECHANICALLY FASTENED SINGLE-PLY

- NEW BUILD
- STEELDECK OR WOOD
- MECHANICALLY FASTENED INSULATION AND UNDERLAY

- REFURBISHMENT
- WITH INSULATION
- BONDED SYSTEM

- REFURBISHMENT
- WITHOUT INSULATION
- PARTIALLY TORCHED SYSTEM



CAP SHEET
 IKO carrara
 IKO carbon
 IKO pantera
 IKO powergum
 IKO powerflex
 IKO summa

CAP SHEET
 IKO carrara
 IKO carbon
 IKO pantera
 IKO powergum
 IKO powerflex
 IKO summa

CAP SHEET
 IKO carrara Tecno SN
 IKO powerflex Tecno
 IKO powerflex 5500

CAP SHEET
 IKO carrara
 IKO carbon
 IKO pantera
 IKO powergum
 IKO powerflex
 IKO summa

CAP SHEET
 IKO carrara
 IKO carbon
 IKO pantera
 IKO powergum
 IKO powerflex
 IKO summa

CAP SHEET
 IKO powergum quadra AD
 IKO powerflex Quadra Black

FASTENING OF CAP SHEET
 Fully bonded by torching

FASTENING OF CAP SHEET
 Fully bonded by torching

FASTENING OF CAP SHEET
 Mechanically fastened in the seams using IKO fix EDS-S

FASTENING OF CAP SHEET
 Fully bonded by torching

FASTENING OF CAP SHEET
 Fully bonded by torching

FASTENING OF CAP SHEET
 Partially torched

UNDERLAY
 A: IKO base Quadra T/SA
 A: IKO base Quadra F/SA
 B: IKO base Quadra T/F at temp. < 5°C

UNDERLAY
 A: IKO base Quadra T/SA
 A: IKO base Quadra F/SA
 B: IKO base Quadra T/F at temp. < 5°C

UNDERLAY
 N/A

UNDERLAY
 IKO base P3 F/T
 IKO base P3200 SBS F/T
 IKO base P4000 SBS T/F

UNDERLAY
 A: IKO base Quadra T/SA
 A: IKO base Quadra F/SA
 B: IKO base Quadra T/F at temp. < 5°C

UNDERLAY
 N/A

FASTENING OF UNDERLAY
 A: Pull away release foil + press
 B: Partially welded at temp. < 5°C

FASTENING OF UNDERLAY
 A: Pull away release foil + press
 B: Partially welded at temp. < 5°C

FASTENING OF UNDERLAY
 N/A

FASTENING OF UNDERLAY
 Mechanically fastened

FASTENING OF UNDERLAY
 A: Pull away release foil + press
 B: Partially welded at temp. < 5°C

FASTENING OF UNDERLAY
 N/A

INSULATION
 IKO enertherm ALU
 IKO enertherm BGF at temp. < 5°C

INSULATION
 IKO enertherm ALU
 IKO enertherm BGF at temp. < 5°C

INSULATION
 IKO enertherm ALU

INSULATION
 IKO enertherm ALU

INSULATION
 IKO enertherm ALU
 IKO enertherm BGF at temp. < 5°C

INSULATION
 N/A

FASTENING OF INSULATION
 Partially bonded with IKO pro PU adhesive

FASTENING OF INSULATION
 Mechanically fastened using IKO fix EDS-S, small round plates

FASTENING OF INSULATION
 Mechanically fastened using IKO fix EDS-S, small round plates

FASTENING OF INSULATION
 Mechanically fastened using IKO fix EDS-S, small round plates

FASTENING OF INSULATION
 Partially bonded with IKO pro PU adhesive

FASTENING OF INSULATION
 N/A

VAPOUR BARRIER
 IKO shield PRO ALU/SA

VAPOUR BARRIER
 IKO base Stick T/SA

VAPOUR BARRIER
 IKO base Stick T/SA

VAPOUR BARRIER
 A: IKO base Stick T/SA
 B: IKO base P3000 SBS T/F

VAPOUR BARRIER
 Old bitumen roof covering

VAPOUR BARRIER
 N/A

FASTENING OF VAPOUR BARRIER
 Pull away release foil + press

FASTENING OF VAPOUR BARRIER
 Pull away release foil + press

FASTENING OF VAPOUR BARRIER
 Pull away release foil + press

FASTENING OF VAPOUR BARRIER
 A: Pull away release foil + press
 B: Mechanically fastened

FASTENING OF VAPOUR BARRIER
 Check the wind stability of the old bitumen roof covering

FASTENING OF VAPOUR BARRIER
 Check the wind stability of the old bitumen roof covering

SUBSTRATE
 Steeldeck + IKO pro SA primer

SUBSTRATE
 Steeldeck + IKO pro SA primer

SUBSTRATE
 Steeldeck + IKO pro SA primer

SUBSTRATE
 A: Steeldeck or wood + IKO pro SA primer
 B: Steel deck or wood without primer

SUBSTRATE
 Old bitumen roof covering

SUBSTRATE
 Old bitumen roof covering +
 IKO pro Quickprimer or ECO primer

IKO pro Sprayfast or IKO pro PU glue can also be used for bonding the insulation boards.

N/A = not applicable

IKO pro Sprayfast or IKO pro PU glue can also be used for bonding the insulation boards.



N/A = not applicable

IKO roof structures

- NEW BUILD REVERSE ROOF
- CONCRETE
- GRAVEL

- NEW BUILD REVERSE ROOF
- CONCRETE
- TILES

- NEW BUILD REVERSE ROOF
- CONCRETE
- GREEN ROOF



BALLAST
Gravel

SEPARATING LAYER
Waterproof vapor-open membrane

INSULATION
XPS insulation boards

FASTENING OF INSULATION
Loosely laid

CAP SHEET
IKO powerflex 4 T/F ICE
Upstands:
IKO powerflex 4 AD/F ICE

FASTENING OF CAP SHEET
Fully bonded by torching

UNDERLAY
IKO powerflex 5000 T/F

FASTENING OF UNDERLAY
Fully bonded by torching

SUBSTRATE
Concrete + IKO pro Quickprimer
or IKO pro ECO primer

BALLAST
Tiles

SEPARATING LAYER
Waterproof vapor-open membrane

INSULATION
XPS insulation boards

FASTENING OF INSULATION
Loosely laid

CAP SHEET
IKO powerflex 4 T/F ICE
Upstands:
IKO powerflex 4 AD/F ICE

FASTENING OF CAP SHEET
Fully bonded by torching

UNDERLAY
IKO powerflex 5000 T/F

FASTENING OF UNDERLAY
Fully bonded by torching

SUBSTRATE
Concrete + IKO pro Quickprimer
or IKO pro ECO primer

BALLAST
Green roof

SEPARATING LAYER
Waterproof vapor-open membrane

INSULATION
XPS insulation boards

FASTENING OF INSULATION
Loosely laid

CAP SHEET
IKO roofgarden


FASTENING OF CAP SHEET
Fully bonded by torching

UNDERLAY
IKO powerflex 5000 T/F

FASTENING OF UNDERLAY
Fully bonded by torching

SUBSTRATE
Concrete + IKO pro Quickprimer
or IKO pro ECO primer

- NEW BUILD
- DENMARK
- CONCRETE



CAP SHEET
IKO powerflex PF 5000

FASTENING OF CAP SHEET
Fully bonded by torching

UNDERLAY
IKO base Stick SBS PF 3500

FASTENING OF UNDERLAY
Mechanically fastened

INSULATION
IKO enertherm ALU


FASTENING OF INSULATION
Mechanically fastened

VAPOUR BARRIER
IKO base PF 3500

FASTENING OF VAPOUR BARRIER
Fully bonded by torching

SUBSTRATE
Concrete + IKO pro Quickprimer
or IKO pro ECO primer

- NEW BUILD
- FM
- STEELDECK



CAP SHEET
A: IKO powergum 470K24
B: IKO powerflex MONO 3 MB

FASTENING OF CAP SHEET
A: Fully bonded by torching
B: Mechanically fastened

UNDERLAY
A: IKO base Tecno APP F/FL

FASTENING OF UNDERLAY
A: Mechanically fastened

INSULATION
IKO enertherm ALU F4


FASTENING OF INSULATION
Mechanically fastened

VAPOUR BARRIER
IKO shield ALU/SA

FASTENING OF VAPOUR BARRIER
Pull away release foil + press

SUBSTRATE
Steeldeck

- NEW BUILD
- SECURA
- OSB BOARDS



CAP SHEET
IKO secura

FASTENING OF CAP SHEET
Pull away release foil + press
IKO pro Activator canister
Safety lap heat-welded or torched by flame

UNDERLAY
N/A

INSULATION
IKO enertherm MG

FASTENING OF INSULATION
Partially bonded with IKO pro PU adhesive

VAPOUR BARRIER
IKO shield PLUS ALU/SA

FASTENING OF VAPOUR BARRIER
IKO pro Activator canister

SUBSTRATE
OSB boards

IKO pro Sprayfast or IKO pro PU glue can also be used for bonding the insulation boards.

N/A = not applicable



A SOLUTION
FOR EVERY SITUATION

www.enertherm.eu



SEAMLESSLY WATERTIGHT

www.ikoflexia.com




ADHESIVES AND PRIMERS

be.iko.com



ROOFING | WATERPROOFING | INSULATION

IKO nv - d'Herbouvillekaai 80 - 2020 Antwerp - Belgium - +32 3 248 30 00 - <https://be.iko.com>





LEGEND






CAP SHEET FINISH:

- GRW** → White granulate
- GRB/GRC** → Black granulate
- GRR** → Red granulate
- T or TT** → Talc / sand
- AD** → Dark slate
- AR** → Light slate
- AW** → White slate
- F** → Full-surface thermofusible film
- ALU** → Aluminium foil

REINFORCEMENT:

- V** → Glass fibre fleece reinforcement
- P** → Polyester reinforcement
- ALU** → Aluminium reinforcement







ROLL QUALITIES:

-  **Turbo** → quick welding roll
-  **Quadra** → vapour pressure distributing roll
-  **Tecno** → roll for mechanical fastening
-  **Safety overlap**
-  **Root resistant**






BOTTOM FINISH:

- F** → Full-surface thermofusible film
- QUADRA** → 'Diamond' profile
- TURBO** → Burled profile
- MMP** → Perforated polyethylene thermofusible film
- SA** → Siliconized, white release foil, self-adhesive
- T** → Talc / sand
- FL** → Naked polyester fleece

INSTALLATION

-  Torch-on
-  Cold bonding
-  Hot-Glued with bitumen
-  Mechanical fastening
-  Self-adhesive
-  Loose-laid with ballast

ROOF STRUCTURES

-  Cap sheet
-  Underlay
-  Insulation layer
-  Vapour barrier
-  Ballast layer