



# Technical data sheet

PROTECTION MADE EASY

## Cryltane DTS 20



### Description and destination of the product

**Cryltane DTS 20** is a two-pack acrylic polyurethane paint with an excellent adhesion on steel, aluminium, galvanised steel, stainless steel, OSB plates, wood, MDF, OSB plates, plastics (e.g. hard PVC, ABS, polyester...) and mineral surfaces (walls, floors).

**Cryltane DTS 20** is a good anticorrosion primer based on zinc phosphate and is free of lead and chrome.

**Cryltane DTS 20** can be sprayed as textured finish. As textured finish it is recommended on machines, office machinery, and lab equipment. Material defects can easily be smoothed by using this product.

### Type of binder

Hydroxy acrylic and aliphatic isocyanate, through which the product has a very good outdoor resistance.

### Type of pigment

Zinc phosphate, barium sulphate, magnesium silicate and outdoor resistant pigments (lead-free).




### Colour

All RAL colours (except metallic and fluorescent colours), NCS, British Standard, colour cards TVT 600 and NOVA 720.

### Gloss

20 ( $\pm$  5) Gardner 60° (depending on the layer thickness and surface).

### Technical data

 <b>Density:</b>	1.40 $\pm$ 0.05 (*)	(*)
 <b>Solids content:</b>	60 ( $\pm$ 2) % in volume (*) 74 ( $\pm$ 2) % in weight (*)	(*)
 <b>Potlife:</b>	$\pm$ 5 hours at 20°C (*)	(*)

- **VOC:** < 370 g/L (not diluted)  
< 500 g/L (max 25 % diluted)
- **Mixing ratio:** 8/1 in volume  
91.5/8.5 in weight  
Mixing errors result in deviating properties and differences in gloss. Therefore we advise to mix the complete contents of base paint and hardener.
- Indicative drying times (R.H. 75%) for 60 micron layer thickness:

	Dustdry	Tackfree	Dry
10°C	40 minutes	5 hours	1 day
20°C	30 minutes	3 hours	12 hours
30°C	30 minutes	3 hours	8 hours

- **Theoretical yield:** ± 10 m²/L at 60 microns  
± 6 m²/l at 100 microns

The practical yield can largely be influenced by the roughness and porosity of the substrate, the applied layer thickness or the losses by airless application.

(\*) depending on the colour

## Surface preparation

An appropriate surface preparation is essential to obtain an optimal adhesion and good protection. Each type of surface requires an appropriate preparation.

The surface to be painted must be free of grease, oil, water, dust or other impurities that hamper a good adhesion.

Old epoxy or polyurethane surfaces must first be roughened up with sandpaper or by slight sweep blasting.

In order to avoid problems of interlayer adherence, it is recommended to apply the following coat within 3 days. If this isn't possible, the previous coat has to be roughened up and cleaned before being painted.

For a new galvanisation (shiny surface) it is recommended to etch with **Phos-Clean** and then clean with water.

For an old galvanisation (outdoor exposition longer than 3 weeks) it is recommended:

1. At presence of white salt: rinse with water, with high pressure or with a hard nylon brush
2. After drying, clean with **Phos-Clean** (see technical data sheet) and then with water.

## Use

### 1. For a smooth coat:

Mix base and **Hardener for Cryltane DTS 20/40**

(mixing ratio: 8/1 in volume - 91.5/8.5 in weight).

Mixing errors result in deviating properties and differences in gloss. Therefore we advise to mix the complete contents of base paint and hardener.

**Cryltane DTS 20** can be applied by brush, roller, pneumatic or airless gun.

	% Dilution	Thinner	Pressure (bar)	Nozzle
Brush	0-5 %	<b>Thinner 1</b>	-	-
Roller	0-5 %	<b>Thinner 1</b>	-	-
Pneumatic gun	5-20 %	<b>Solvatane</b>	3-5 bar	1.2-1.5 mm
Airless gun	0-10 %	<b>Solvatane</b>	100-300 bar	0.017-0.024

At extreme temperatures, humidity circumstances or air stream, **Thinner 1** is recommended for airless gun application. It is always recommended to brush corners, sharp edges, bolts or nuts before applying a flat coat.

Indicative recoatable times (R.H. 75 %), for spray applications, for 60 microns dry layer thickness:

	Minimum	Maximum
10°C	1 hour	4 days
20°C	30 minutes	3 days
30°C	30 minutes	3 days

At longer painting intervals, a good cleaning and roughening up is necessary in order to avoid that interlayer contamination would hamper the adhesion of the next layer. The recommended layer thickness is 60 to 80 microns, depending on the system.

The minimum recoatable time between 2 layers for rol or brush applications is 12 hours.

The material can be cleaned with **Solvatane**. In favourable conditions, a maximum layer thickness of 120 microns can be reached.

## 2. For a textured coat:

*First coat:* dilute the paint with **Solvatane** up to  $\pm 30\%$  CF4 and apply a smooth coat ( $\pm 20-30\%$  dilution on the mixture) (see point 1).

*Second coat:* after a short drying time (10 to 15 minutes) apply the UNDILUTED paint as a textured coat. For the application of textured finishing coats, the use of a spraying gun with paint pressure pot, of which the pressure can be adjusted, is recommended.

The lower the spraying pressure at a constant pressure on the pot (between 2-3 atm), the coarser the structured effect. The distance of the pistol and the surface is 30 to 50 cm. When a structured coat is followed by a smooth coat, the effect will be matter and flatter.

The tools can be cleaned with **Solvatane**.

## 3. As primer on mineral surfaces

When **Cryltane DTS 20** is applied, after the suitable surface preparation, as primer on mineral surfaces, the product (A + B) must be diluted 10 % with **Thinner 1** before applying. Possible following layers must be diluted only 5 %.

Remark: when the surface is poly concrete, the surface must always be track blasted before overcoating with **Cryltane DTS 20**.

## Application conditions

---

The relative humidity should be no higher than 85 % while, during application, the temperature of the surface must be at least 8°C and 3°C higher than dew point. The relative humidity must always be measured in the direct proximity of the object to be painted. The temperature must be measured in the direct proximity of the object but also on the object itself.

## Storage stability

---

For the base paint : minimum 2 years in the original, unopened packing, stored in a dry environment at temperatures

between -10°C up to +40°C.

for the hardener : Minimum 18 months in the original, unopened packing, stored in a dry environment at temperatures

between -10°C up to +40°C.

## Safety measure

---

For detailed information about safety measures, personal protection and transport data of this product, we refer to the safety data sheet.

*The last update of our technical data sheets is always available at our website: [www.libertpaints.com](http://www.libertpaints.com)*

### Disclaimer

*The information given in this technical data sheet is only a general product description, based on our experiences and tests and therefore does not represent a specific practical case. Consequently Libert Paints doesn't guarantee the functionality or result and takes no responsibility in this respect.*

*We advise our clients to test the applicability of the product to the nature and the state of the surfaces and to carry out the necessary representative tests in case of doubt. Please contact our R&D department as the occasion arises.*

*Attention: our clients should verify whether the present technical data sheet hasn't been replaced by a more recent version.*